

Cancer and Diabetes: Two Epidemics or One?

Andrea Reser, RD/LD
Diabetes Program Coordinator/Clinical Dietitian



Cancer Treatment
Centers of America®

Winning the fight against cancer, every day.®

Overview

- Diabetes Epidemic
- Cancer Statistics
- Relationship of Diabetes and Cancer
- Importance of Blood Sugar Control
- Treatment Challenges
- Cancer Fighting Diabetic Diet
- Prevention
- Conclusions

Cancer & Diabetes: The Connection



Cancer Treatment
Centers of America®

Winning the fight against cancer, every day.®

US Mortality

1. Heart disease: 652,091
2. **Cancer: 559,312**
3. Stroke (cerebrovascular diseases): 143,579
4. Chronic lower respiratory diseases: 130,933
5. Accidents (unintentional injuries): 117,809
6. **Diabetes: 75,119**
7. Alzheimer's disease: 71,599
8. Influenza/Pneumonia: 63,001
9. Nephritis, nephrotic syndrome, and nephrosis: 43,901
10. Septicemia: 34,136



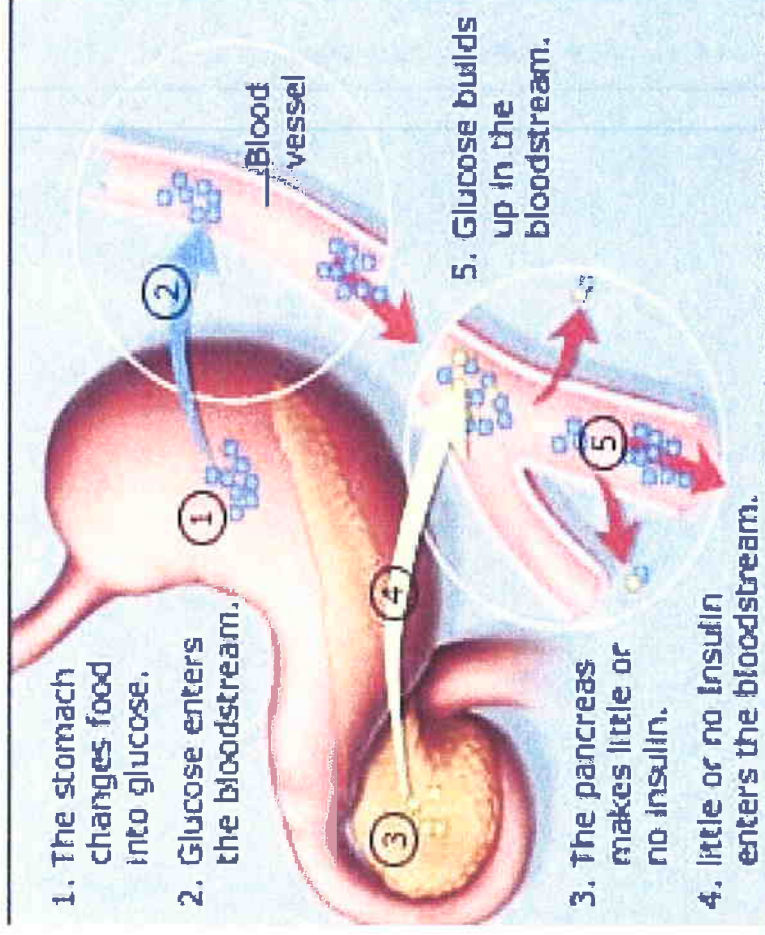
Cancer Treatment
Centers of America®

Source: Centers for Disease Control, 2008, <http://www.cdc.gov>

Winning the fight against cancer, every day.®

Diabetes Overview

- **Diabetes**
 - Disease in which the body does not produce or properly use insulin



Cancer Treatment
Centers of America*



Winning the fight against cancer, every day.®

Source: American Diabetes Association, 2008

Picture: <http://www.ada.org/About/PressRoom/PressReleases/2008/08/080808a>

Major Types of Diabetes



- **Type 1 Diabetes**
 - Results from body's failure to produce insulin
 - 5 to 10% of Americans
- **Type 2 Diabetes**
 - Results from insulin resistance (body fails to properly use insulin), combined with relative insulin deficiency
 - Most Americans
- **Gestational Diabetes**
 - Immediately after pregnancy 5-10% have Type 2 diabetes
- **Pre-diabetes**
 - Blood glucose levels higher than normal but not enough for diagnosis in Type 2 diabetes



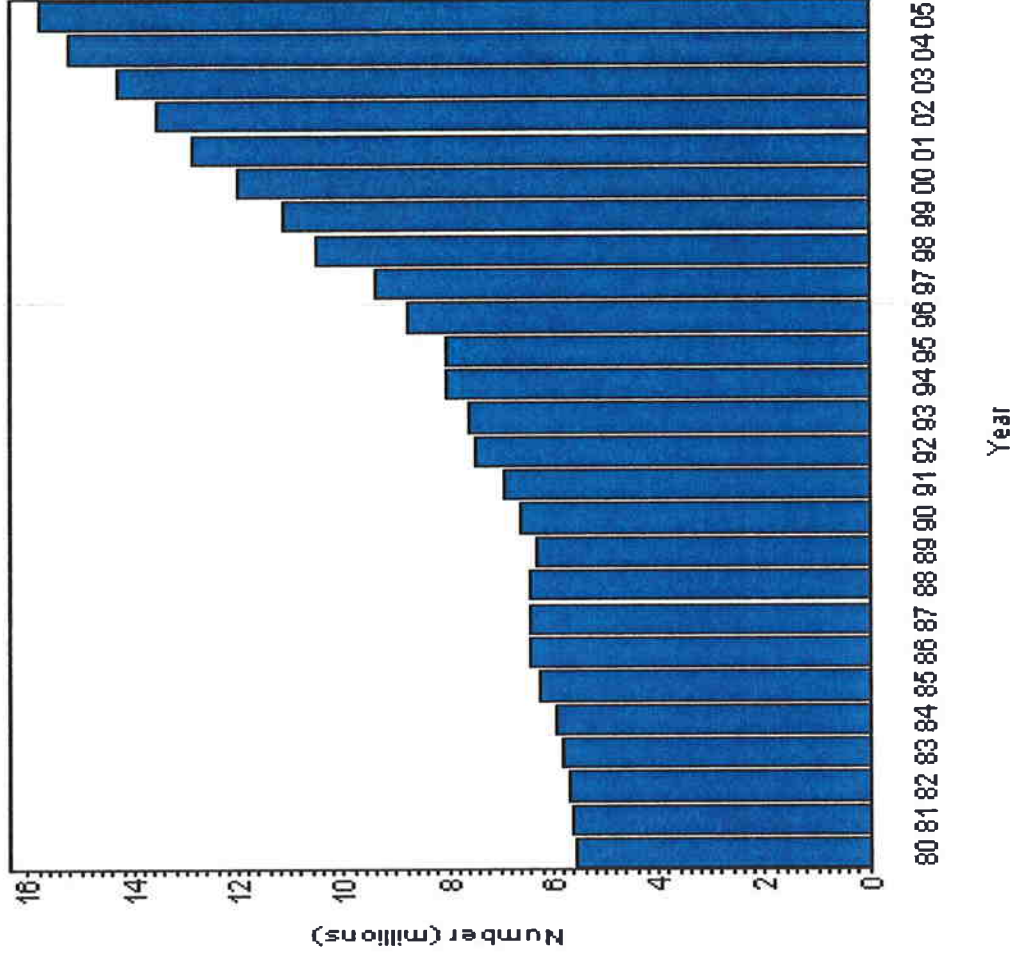
Cancer Treatment
Centers of America

Source: American Diabetes Association, 2008, <http://www.diabetes.org>

Winning the fight against cancer, every day.®

Diabetes Epidemic

- 23.6 million children and adults in United States (8%)
 - 17.9 million have been diagnosed
 - 5.7 million are unaware
 - 57 million prediabetes
- CDC: Last 15 years numbers have more than doubled

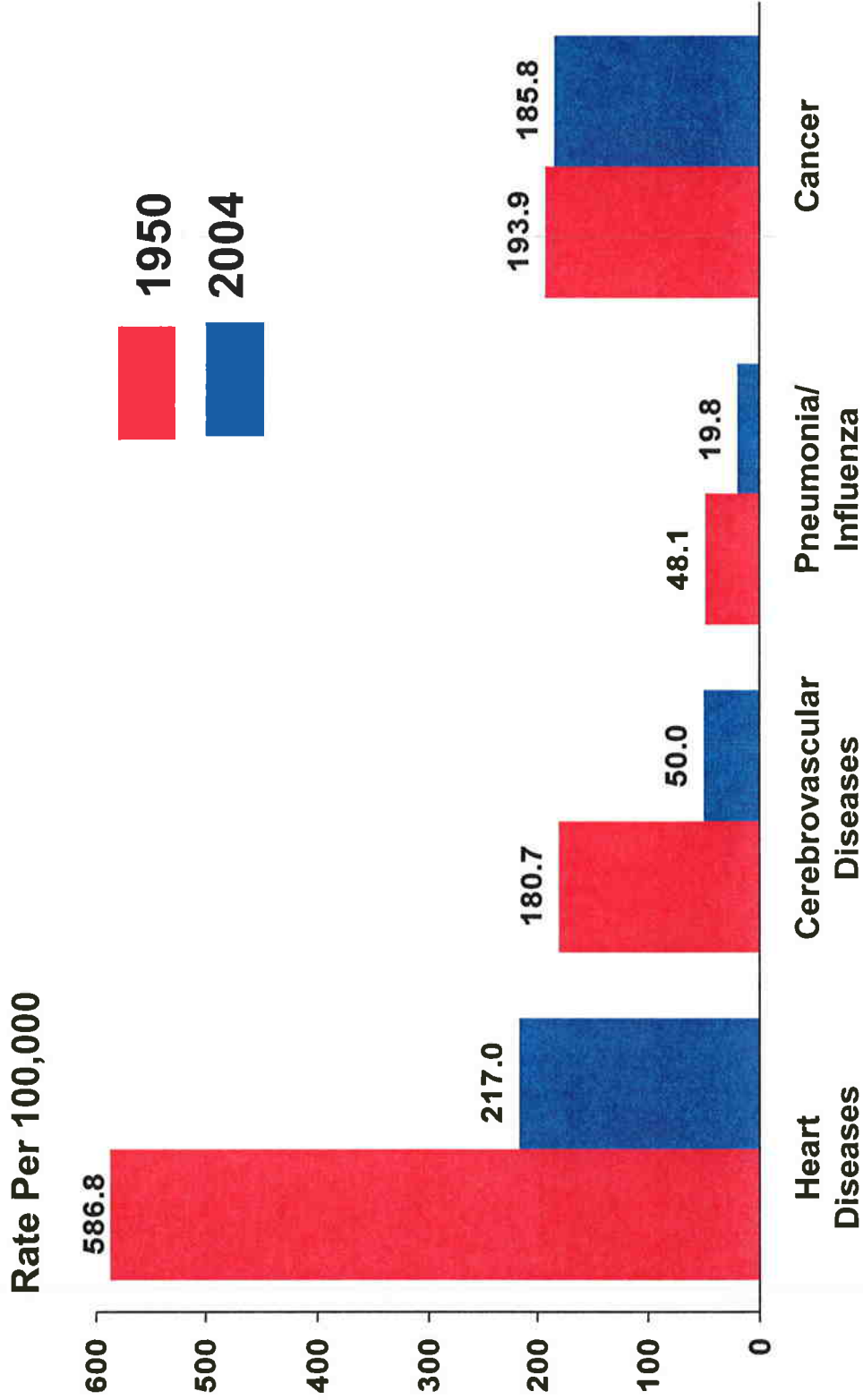


Cancer Treatment
Centers of America®

Winning the fight against cancer, every day.®

Sources: American Diabetes Association, 2008, [http://diabetes.org](#); Centers for Disease Control, 2008, [http://www.cdc.gov](#)

Mortality Change



Cancer Treatment
Centers of America




Winning the fight against cancer, every day.®

Sources: 1950 Mortality Data - CDC/NCHS, NVSS, Mortality Revised.
2004 Mortality Data: US Mortality Public Use Data Tape, 2004, NCHS, Centers for Disease Control and Prevention, 2006

2008 Estimated US Cancer Deaths

	Men 294,120	Women 271,530
Lung & bronchus	31%	•26%
Prostate	10%	•15% Breast
Colon & rectum	8%	•9% Colon & rectum
Pancreas	6%	• 6% Pancreas
Liver & intrahepatic bile duct	4%	• 6% Ovary
Leukemia	4%	• 3% Non-Hodgkin lymphoma
Esophagus	4%	• 3% Leukemia
Urinary bladder	3%	• 3% Uterine corpus
Non-Hodgkin lymphoma	3%	• 2% Liver & bile duct
Kidney & renal pelvis	3%	• 2% Brain/ONS
All other sites	24%	•25% All other sites



Winning the fight against cancer, every day.®

Source: American Cancer Society, 2008, <http://www.cancer.org>